

SUSTAINABLE COASTAL COMMUNITIES

Council's Vision

- To improve the quality of life and well-being of all our citizens and visitors

Citizen's Newsletter Spring Edition 2019

What is Happening

- The following statistics come from the 2001 and 2011 census results
- The situation will be 9 years worse now

Comparing population / dwellings 2011 census figures

	Population		Dwellings
Limavady	12032	2.4	4965
Ballymoney	10402	2.3	4592
Portstewart	8003	1.7	4574
Castlerock	1256	1.5	816
Portballintrae	601	0.8	723

Note Students (estimate
800) included in
Portstewart population

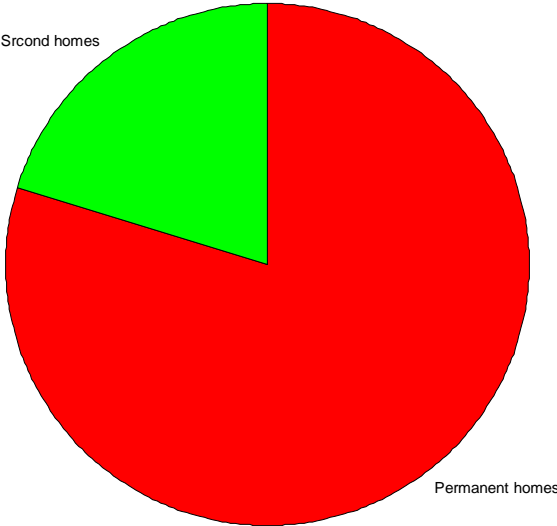
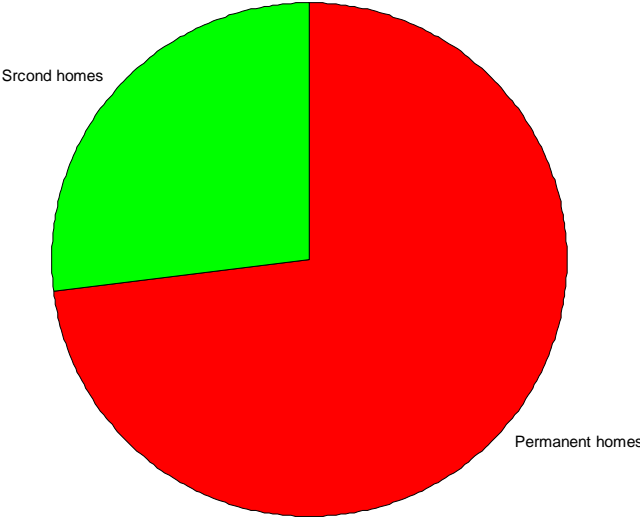
Portstewart ratio **second** to **permanent** homes

2011

2001

28%

18%



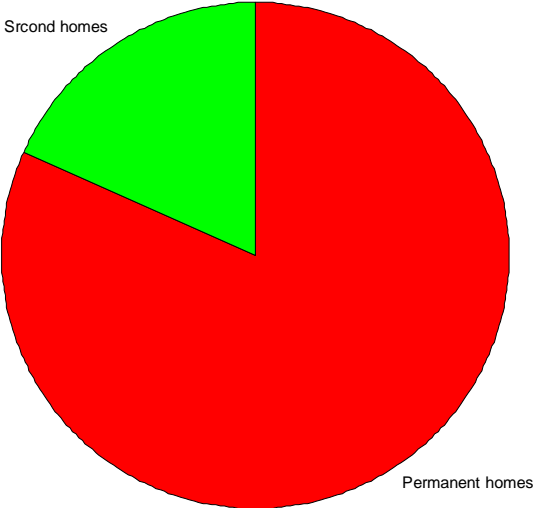
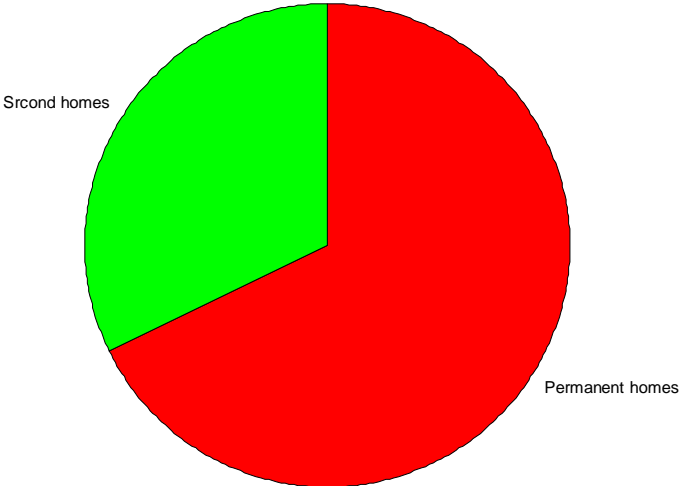
Castlerock ratio **second** to **permanent** homes

2011

2001

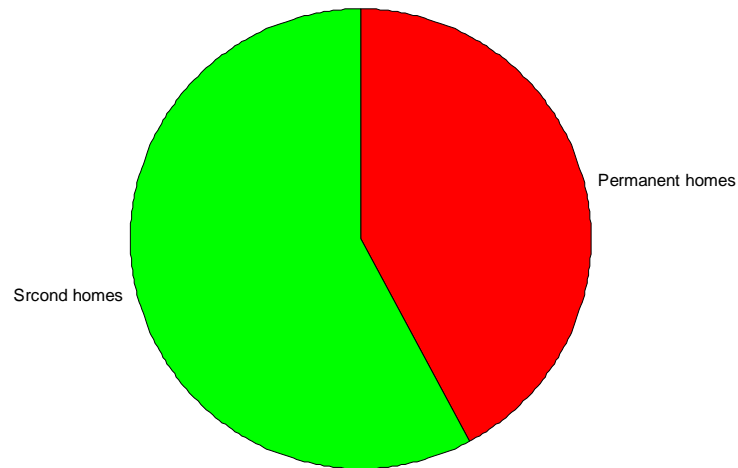
32%

18%



Portballintrae ratio **second** to **permanent** homes 2011

58%



14 Impact on Community

Fragmentation of community and a diminishing sense of neighbourliness

Leaving residents

Living on streets with few neighbours

With the elderly feeling lonely and isolated

and facing possible related mental health issues

With lone householders dealing with a real fear of crime

With young families having no playmates in their streets

Second home owners are less inclined to contribute to or support the permanent community.

Impact on Community

House prices driven up by more affluent second home owners

Young families cannot afford to buy

Young families moving elsewhere

Or forced to rent

The rent paying the mortgage of the landlord

Local Survey

A short survey of residents shows the reality of life on some of the streets in Portstewart

In one of the very few streets without second homes a *Resident said “ We are really lucky to have no second homes here.”*

The worst street in the town

Resident said "This can be a scary place in winter"

	Use	Occupants	Age
House 1	P = Permanent Home	M. F.	Over 60
House 2	S = Second Home		
House 3	S = Second Home		
House 4	S = Second Home		
House 5	S = Second Home		
House 6	P = Permanent Home	M. F. 2 chn	40-60
House 7	S = Second Home		
House 8	S = Second Home		
House 9	S = Second Home		
House 10	S = Second Home		
House 11	S = Second Home		
House 12	S = Second Home		
House 13	S = Second Home		
House 14	S = Second Home		

Strengthening Community Cohesion?

Portballintrae resident disabled pensioner said:

*“I look out my window in winter and see
no cars parked in any driveways and
no lights in any windows; if I fall getting into my car
no neighbours to help.
I am alone!”*

More land more second homes

Between 2001 and 2011

In Portballintrae more land was developed, houses and apartments built, the **population fell by 133**

In Castlerock **116** new dwellings were delivered with the **population falling by 80**

In Portstewart **510** new dwellings were provided and the population only increased by **200**

In Portrush 618 new dwellings were provided
Population only increased by **82**

Children 0 years to 10 years

How does this impact on our schools?

	<u>2001</u>	<u>2011</u>
Portstewart	719	703
Portballintae	51	26
Castlerock	192	113
Portrush	849	711

School numbers

- Portstewart Primary some years ago had intake of 90 to 100 pupils per year.
- Intake for recent years –
 - 2016/2017 67
 - 2017/2018 52
 - 2018/2019 44

Proposed intervention for Coastal towns

New homes built only for people as sole or principal residence

e.g. Lake District St Ives Channel Islands

Second homes not occupied by owner or tenant as sole or principal residence subject to double amount in council tax

e.g. differential rates in Donegal

Considered in Swansea

Local Development Plan [LDP] requirements

- The management of housing growth to achieve sustainable patterns of residential development and the strengthening of community cohesion
 - Discussion Paper 12 Regional Strategic Objectives 2.16
- Planning authorities must deliver **Balanced Communities** – achieving balanced communities and strengthening community cohesion
 - Discussion Paper 12 Regional Strategic Policy 2.17